

pewag shackles

Built to secure. Made to endure.



Content

General Information	2
We are part of the pewag group	4 - 5
Product Comparison	6 - 7
Working Load Limits, Shackle Geometry: Bow vs. Dee	8 - 9
pewag shackles Product information	10 - 25
Screw vs. Bolt Geometry	26 - 27
Applications and Industries	28
Safety Instructions	29

General Information

pewag shackles are durable load-bearing connectors featuring a removable pin, ideal for rigging and load securement. They enable quick, secure attachment and detachment of lifting slings, chains, or ropes to loads. Manufactured from high-quality alloy steel and produced under strict quality control, pewag shackles deliver consistent performance, traceability, and compliance with major U.S. and international standards.

Shackles can be used in a variety of different applications, including:

- Lifting
- Towing or pulling
- Rigging
- Hoisting
- Tie-down



We are part of the **pewag group**

pewag lifting solutions is part of an internationally operating group of companies. Our success story goes back to the year 1479.

WHAT DRIVES US

Through our entrepreneurial spirit - shaped by the joy of innovation - we strive to offer the best solutions for the market. Today and in the future.

The high quality of our brands, products and services, as well as the passionate commitment of our employees are our most valuable assets to exceed customer expectations and to live up to our corporate responsibility towards people and environment.

LEADING TO EXCELLENCE



striving for excellence in **QUALITY**

The values of the pewag group brands are demonstrated by our first-class quality and continuous innovation. You can rely on us.



striving for excellence in **RESPONSIBILITY**

Our goal is CO₂ neutral production by 2030. We live sustainable and fair partnerships and an open way of working together. We take on social as well as environmental responsibility.



striving for excellence in **ENTREPRENEURSHIP**

Through the specific expertise of each individual and decentralized responsibilities, we ensure healthy growth and a sustainably successful future.



striving for excellence in **TECHNOLOGY**

We ensure our technological strength by striving for quality, continuous improvement and innovation of our products and production processes.

FROM AUSTRIA....



1479

First documentary mention of the forge

1787

Foundation of the chain forge in Kapfenberg

1803

Foundation of the location in Graz

1836

Establishment of an iron casting plant in Brückl

1912

Production of the first pewag snow chain

2009

pewag develops into an international group of companies

2021

Extensive investment in renewable energies. Goal: CO₂-neutral production by 2030

....ACROSS THE GLOBE

100+

Countries

50

Sales and other locations

45

Sales partners

18

Production sites

15+

Brands

5

Continents



IN A SUSTAINABLE WAY

Social Excellence

The corporate ethics of the pewag group are based on our clear commitment to universal human rights. As a globally active group of companies, we bear a social and corporate responsibility. This applies in particular to our employees. Their occupational safety and health protection are our top priority. We promote their personal and professional development and foster a culture of open, honest, non-discriminatory and team-oriented exchange based on transparent communication. We apply the same standards in our dealings with customers, suppliers and other business partners.

Environmental Excellence

We are committed to a careful and sustainable approach to the environment. This applies to all areas and activities of our group of companies. For us, it is a matter of course to use resources as efficiently as possible and to ensure this also in the future through new environmentally friendly and efficient processes. We are continuously working to optimize the durability and recyclability of our products. In this context, one of our core concerns is to continuously improve our energy efficiency and thus reduce energy consumption in the long term. The energy we use comes from renewable energy sources and is already partly generated by ourselves.



WHAT DEFINES US



Snow and forestry chains



Hoist and conveyor chains



Do-it-yourself



Engineering



Lifting solutions



Tire protection chains

Our Expertise.

Our international brands have an extensive and diverse range of products and services.

The portfolio ranges from traction chains for tires, tire protection chains for mining vehicles over a wide range of technical chains and innovative lifting solutions up to products for the do-it-yourself area as well as forming technology.

Our Network.

With over 50 locations on five continents, the pewag group forms a global platform of product specialists, partners and suppliers.

This community is strengthened by a large network of external experts from science, research and development and a wide range of brands and companies within the group.

Our Experience.

Based on centuries of experience, genuine craftsmanship and innovative technologies we process the highest quality materials with the claim to offer the best solutions on the market.

What unites us as people within the pewag group is the strong ambition for continuous development.

Comparison of pewag shackles

				
	P210 Bow shackle with screw pin	P215 Bow shackle with bolt, nut, and cotter pin	P220 Dee shackle with screw pin	P225 Dee shackle with bolt, nut, and cotter pin
WLL Min.	2	2	2	2
WLL Max.	55	85	55	85
Safety Factor	6:1	6:1	6:1	6:1
-20°C / -4°F	✓	✓	✓	✓
-40°C / -40°F	✓	✓	✓	✓
-60°C / -76°F				
Grade 6	✓	✓	✓	✓
Grade 8				
Screw Pin	✓		✓	
BNC		✓		✓
Temporary lifting	✓		✓	
Dynamic Vibration Resistant		✓		✓
Single leg			✓	✓
Multi leg	✓	✓		
EN 13889 ¹⁾	✓	✓	✓	✓
ASME B30.26	✓	✓	✓	✓
ISO 2415	✓	✓	✓	✓
US Fed. Spec. RR-C-271	✓	✓	✓	✓
Online Certificates	✓	✓	✓	✓









¹⁾ applies only up to 25 t



P415 Bow shackle Plus with bolt, nut, and cotter pin	P615 Bow shackle Star with bolt, nut, and cotter pin	P213 Fishing Bow shackle with screw pin	P223 Fishing Dee shackle with screw pin
3,3	2	2	2
85	85	25	25
5:1	7:1*	6:1	6:1
✓	✓	✓	✓
	✓	✓	✓
	✓		
✓		✓	✓
	✓		
✓	✓	✓	✓
	✓	✓	✓
✓	✓	✓	✓
	✓		✓
✓	✓	✓	✓
	✓	✓	✓
✓	✓	✓	✓
	✓	✓	✓
✓	✓	✓	✓
	✓	✓	✓

* 6:1 for sizes 55/85t

Working Load Limits

Shackle Type		Code	Type	Pin	Grade
Base		P210	Bow	Screw pin	Grade 6
		P215	Bow	BNC	Grade 6
		P220	Dee	Screw pin	Grade 6
		P225	Dee	BNC	Grade 6
Plus		P415	Bow	BNC	Grade 8
Star		P615	Bow	BNC	Grade 8
Fishing		P213	Bow	Screw pin	Grade 6
		P223	Dee	Screw pin	Grade 6

SHACKLE GEOMETRY DIFFERENCES: BOW VS. DEE


Bow Shackle

Bow shackles support single and multi-leg attachment.


Applications:

- Marine & Offshore: Towing, anchoring, mooring lines
- Construction: Connecting lifting slings
- Entertainment Rigging: Suspending trusses and lighting equipment

Advantage: The bow design supports multiple connections and accommodates angled loading.



The bow shackle is permitted for use with single-leg or two-leg systems.



WLL (t)

2	3,25	4,75	6,5	8,5	9,5	12	13,5	17	25	35	42,5	55	-
2	3,25	4,75	6,5	8,5	9,5	12	13,5	17	25	35	42,5	55	85
2	3,25	4,75	6,5	8,5	9,5	12	13,5	17	25	35	42,5	55	-
2	3,25	4,75	6,5	8,5	9,5	12	13,5	17	25	35	42,5	55	85
3,3	5	7	9,5	12,5	15	18	21	30	40	-	55	-	85
2	3,25	4,75	6,5	8,5	9,5	12	13,5	17	25	35	42,5	55	85
2	3,25	4,75	6,5	8,5	9,5	12	13,5	17	25	-	-	-	-
2	3,25	4,75	6,5	8,5	9,5	12	13,5	17	25	-	-	-	-

DEE


Dee Shackle

Dee shackles are mainly used in single-leg systems

Applications:

- Industrial Lifting: Single-direction lifting or straight-line pulls
- Transportation: Securing loads on trailers
- Manufacturing Plants: Handling machine parts

Advantage: Optimized for straight-line pulls with minimal side loading, providing greater strength.



The dee shackle is only permitted for use with single-leg systems.



Bow shackle with screw pin (P210)

- Grade 6
- Certificates
EN 10204 Type 3.1
- Working Load Limit (WLL) Range
2t - 55t
- Safety factor
6:1
- Hot dip galvanized bow and screw pin
- Powder coated screw pin



Temperature

°C -40 °C to + 200 °C
°F -40 °F to + 392 °F

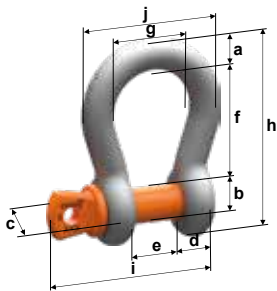


Standards

EN 13889¹⁾ | ASME B30.26 | ISO 2415
RR-C-271 Type IVA class 2, grade A



Working load limit [t]	Bow diameter		Pin diameter		Weight of pin [kg]	Weight [kg]
	[in]	[mm]	[in]	[mm]		
2	1/2	13	5/8	16	0,1	0,4
3,25	5/8	16	3/4	19	0,2	0,7
4,75	3/4	19	7/8	22	0,3	1,0
6,5	7/8	22	1	25	0,5	1,6
8,5	1	25	1 1/8	28	0,6	2,3
9,5	1 1/8	28	1 1/4	32	0,9	3,3
12	1 1/4	32	1 3/8	35	1,2	4,4
13,5	1 3/8	35	1 1/2	38	1,6	5,9
17	1 1/2	38	1 5/8	42	2,1	7,7
25	1 3/4	45	2	50	3,6	13,0
35	2	50	2 1/4	57	5,0	17,4
42,5	2 1/4	57	2 1/2	65	7,2	26,1
55	2 1/2	65	2 3/4	70	9,4	37,2



Working load limit [t]	Dimensions									
	a [mm]	b [mm]	c [mm]	d [mm]	e [mm]	f [mm]	g [mm]	h [mm]	i [mm]	j [mm]
2	13	16	32	13	22	52	33	89	76	59
3,25	16	19	40	16	27	65	43	111	91	75
4,75	19	22	46	19	31	77	51	130	105	89
6,5	22	25	52	22	36	84	58	145	121	102
8,5	25	28	59	25	43	96	68	165	138	118
9,5	28	32	67	28	47	109	75	187	155	131
12	32	35	73	32	51	116	83	202	172	147
13,5	35	38	80	35	57	134	92	228	189	162
17	38	42	88	38	60	147	99	250	204	175
25	45	50	104	45	74	180	126	302	243	216
35	50	57	112	50	83	198	138	333	271	238
42,5	57	65	130	57	95	225	160	380	310	274
55	65	70	145	65	105	262	180	435	343	310

¹⁾ applies only up to 25 t



Bow shackle with bolt, nut and cotter pin (P215)

- Grade 6
- Certificates
EN 10204 Type 3.1
- Working Load Limit (WLL) Range
2t - 85t
- Safety factor
6:1
- Hot dip galvanized bow, bolt and nut
- Powder coated bolt



Temperature

°C -40 °C to + 200 °C
°F -40 °F to + 392 °F

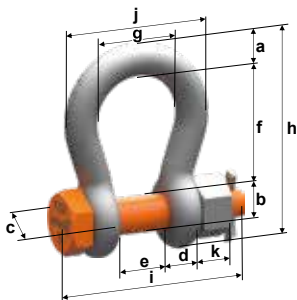


Standards

EN 13889¹⁾ | ASME B30.26 | ISO 2415
RR-C-271 Type IVA class 3, grade A



Working load limit	Bow diameter		Pin diameter		Weight of pin	Weight
	[t]	[in]	[mm]	[in]		
2	1/2	13	5/8	16	0,1	0,4
3,25	5/8	16	3/4	19	0,3	0,8
4,75	3/4	19	7/8	22	0,4	1,2
6,5	7/8	22	1	25	0,6	1,9
8,5	1	25	1 1/8	28	0,9	2,8
9,5	1 1/8	28	1 1/4	32	1,2	3,9
12	1 1/4	32	1 3/8	35	1,6	5,3
13,5	1 3/8	35	1 1/2	38	2,1	7,0
17	1 1/2	38	1 5/8	42	2,6	8,6
25	1 3/4	45	2	50	4,6	14,6
35	2	50	2 1/4	57	6,3	19,4
42,5	2 1/4	57	2 1/2	65	8,8	28,9
55	2 1/2	65	2 3/4	70	11,1	40,5
85	3	75	3 1/4	83	17,2	62,4



Working load limit	Dimensions										
	[t]	a [mm]	b [mm]	c [mm]	d [mm]	e [mm]	f [mm]	g [mm]	h [mm]	i [mm]	j [mm]
2	13	16	32	13	22	52	33	89	84	59	max. 14,2
3,25	16	19	40	16	27	65	43	111	102	75	max. 19,3
4,75	19	22	46	19	31	77	51	130	115	89	max. 19,7
6,5	22	25	52	22	36	84	58	145	135	102	max. 25,7
8,5	25	28	59	25	43	96	68	165	155	118	max. 28,9
9,5	28	32	67	28	47	109	75	187	172	131	max. 31,8
12	32	35	73	32	51	116	83	202	190	147	max. 35,0
13,5	35	38	80	35	57	134	92	228	207	162	max. 38,2
17	38	42	88	38	60	147	99	250	209	175	max. 24,0
25	45	50	103	45	74	180	126	302	250	216	max. 28,9
35	50	57	112	50	83	198	138	333	276	238	max. 32,2
42,5	57	65	130	57	95	225	160	380	312	274	max. 36,2
55	65	70	145	65	105	262	180	435	343	310	max. 39,5
85	75	83	162	75	127	331	190	529	395	340	max. 46,1

¹⁾ applies only up to 25 t



Dee shackle with screw pin (P220)

- Grade 6
- Certificates
EN 10204 Type 3.1
- Working Load Limit (WLL) Range
2t - 55t
- Safety factor
6:1
- Hot dip galvanized bow and screw pin
- Powder coated screw pin



Temperature

°C -40 °C to + 200 °C
°F -40 °F to + 392 °F

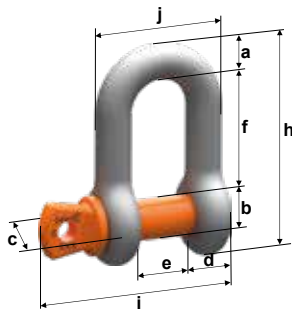


Standards

EN 13889¹⁾ | ASME B30.26 | ISO 2415
RR-C-271 Type IVB class 2, grade A



Working load limit	Bow diameter		Pin diameter		Weight of pin	Weight
	[t]	[in]	[mm]	[in]		
2	1/2	13	5/8	16	0,1	0,3
3,25	5/8	16	3/4	19	0,2	0,6
4,75	3/4	19	7/8	22	0,3	0,9
6,5	7/8	22	1	25	0,5	1,4
8,5	1	25	1 1/8	28	0,6	2,1
9,5	1 1/8	28	1 1/4	32	0,9	3,0
12	1 1/4	32	1 3/8	35	1,2	4,0
13,5	1 3/8	35	1 1/2	38	1,6	5,5
17	1 1/2	38	1 5/8	42	2,1	7,1
25	1 3/4	45	2	50	3,6	11,8
35	2	50	2 1/4	57	5,0	16,0
42,5	2 1/4	57	2 1/2	65	7,2	23,9
55	2 1/2	65	2 3/4	70	9,4	32,8



Working load limit	Dimensions								
	[t]	a [mm]	b [mm]	c [mm]	d [mm]	e [mm]	f [mm]	h [mm]	i [mm]
2	13	16	32	13	22	43	80	76	48
3,25	16	19	40	16	27	51	97	91	59
4,75	19	22	46	19	31	59	112	105	69
6,5	22	25	52	22	36	73	134	121	80
8,5	25	28	59	25	43	85	154	138	93
9,5	28	32	67	28	47	90	168	155	103
12	32	35	73	32	51	95	181	172	115
13,5	35	38	80	35	57	116	210	189	127
17	38	42	88	38	60	128	231	204	136
25	45	50	104	45	74	151	273	243	164
35	50	57	112	50	83	172	307	271	183
42,5	57	65	130	57	95	193	348	310	209
55	65	70	145	65	105	205	378	343	235

¹⁾ applies only up to 25 t



Dee shackle with bolt, nut and cotter pin (P225)

- Grade 6
- Certificates
EN 10204 Type 3.1
- Working Load Limit (WLL) Range
2t - 85t
- Safety factor
6:1
- Hot dip galvanized bow, bolt and nut
- Powder coated bolt



Temperature

°C -40 °C to + 200 °C
°F -40 °F to + 392 °F

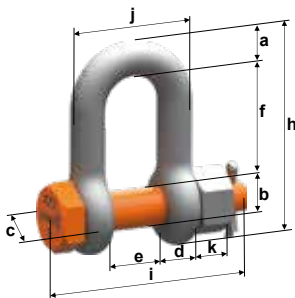


Standards

EN 13889¹⁾ | ASME B30.26 | ISO 2415
RR-C-271 Type IVB class 3, grade A




Working load limit	Bow diameter		Pin diameter		Weight of pin	Weight
	[t]	[in]	[mm]	[in]		
2	1/2	13	5/8	16	0,1	0,4
3,25	5/8	16	3/4	19	0,3	0,8
4,75	3/4	19	7/8	22	0,4	1,1
6,5	7/8	22	1	25	0,6	1,7
8,5	1	25	1 1/8	28	0,9	2,6
9,5	1 1/8	28	1 1/4	32	1,2	3,6
12	1 1/4	32	1 3/8	35	1,6	4,9
13,5	1 3/8	35	1 1/2	38	2,1	6,6
17	1 1/2	38	1 5/8	42	2,6	8,0
25	1 3/4	45	2	50	4,6	13,6
35	2	50	2 1/4	57	6,3	18,0
42,5	2 1/4	57	2 1/2	65	8,8	26,7
55	2 1/2	65	2 3/4	70	11,1	36,0
85	3	75	3 1/4	83	17,2	53,9



Working load limit	Dimensions									
	[t]	a [mm]	b [mm]	c [mm]	d [mm]	e [mm]	f [mm]	h [mm]	i [mm]	j [mm]
2	13	16	32	13	22	43	80	84	48	max. 14,2
3,25	16	19	40	16	27	51	97	102	59	max. 19,3
4,75	19	22	46	19	31	59	112	115	69	max. 19,7
6,5	22	25	52	22	36	73	134	135	80	max. 25,7
8,5	25	28	59	25	43	85	154	155	93	max. 28,9
9,5	28	32	67	28	47	90	168	172	103	max. 31,8
12	32	35	73	32	51	95	181	190	115	max. 35,0
13,5	35	38	80	35	57	116	210	207	127	max. 38,2
17	38	42	88	38	60	128	231	209	136	max. 24,0
25	45	50	104	45	74	151	273	250	164	max. 28,9
35	50	57	112	50	83	172	307	276	183	max. 32,2
42,5	57	65	130	57	95	193	348	312	209	max. 36,2
55	65	70	145	65	105	205	378	343	235	max. 39,5
85	75	83	162	75	127	230	428	395	277	max. 46,1

¹⁾ applies only up to 25 t



Bow shackle PLUS with bolt, nut and cotter pin (P415)

- Grade 8
- Certificates
EN 10204 Type 3.1
- Working Load Limit (WLL) Range
3,3t - 85t
- Safety factor
5:1
- Hot dip galvanized bow, bolt and nut
- Powder coated bolt
- Higher strength allows smaller dimensions and reduced weight for same WLL



Temperature

°C -20 °C to + 200 °C
°F -4 °F to + 392 °F

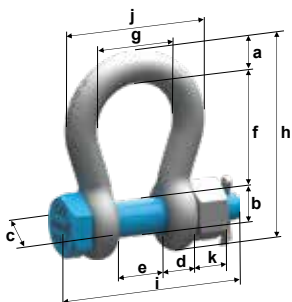


Standards


ASME B30.26 | RR-C-271 Type IVA class 3, grade B



Working load limit [t]	Bow diameter		Pin diameter		Weight of pin [kg]	Weight [kg]
	[in]	[mm]	[in]	[mm]		
3,3	1/2	13	5/8	16	0,1	0,4
5	5/8	16	3/4	19	0,3	0,8
7	3/4	19	7/8	22	0,4	1,2
9,5	7/8	22	1	25	0,6	1,9
12,5	1	25	1 1/8	28	0,9	2,7
15	1 1/8	28	1 1/4	32	1,2	3,9
18	1 1/4	32	1 3/8	35	1,6	5,3
21	1 3/8	35	1 1/2	38	2,1	6,8
30	1 1/2	38	1 5/8	42	2,6	8,6
40	1 3/4	45	2	50	4,6	14,6
55	2	57	2 1/4	57	6,6	23,8
85	2 1/2	70	2 1/2	70	11,3	44,3



Working load limit [t]	Dimensions										
	a [mm]	b [mm]	c [mm]	d [mm]	e [mm]	f [mm]	g [mm]	h [mm]	i [mm]	j [mm]	k [mm]
3,3	13	16	32	13	22	52	33	89	84	59	max. 14,2
5	16	19	40	16	27	65	43	111	102	75	max. 19,3
7	19	22	46	19	31	77	51	130	115	89	max. 19,7
9,5	22	25	52	22	36	84	58	145	135	102	max. 25,7
12,5	25	28	59	25	43	96	68	165	155	118	max. 28,9
15	28	32	67	28	47	109	75	187	172	131	max. 31,8
18	32	35	73	32	51	116	83	202	190	147	max. 35,0
21	35	38	80	35	57	134	92	228	207	162	max. 38,2
30	38	42	88	38	60	147	99	250	209	175	max. 24,0
40	45	50	103	45	74	180	126	302	250	216	max. 28,9
55	57	57	119	57	83	200	138	345	293	252	max. 32,2
85	70	70	145	70	105	263	180	441	352	320	max. 39,5



Bow shackle STAR with bolt, nut and cotter pin (P615)

- Grade 8
- Certificates
EN 10204 Type 3.1
- Working Load Limit (WLL) Range
2t - 85t
- Safety factor
7:1 (6:1 for sizes 55/85t)
- Hot dip galvanized bow, bolt and nut
- Powder coated bolt
- Suitable for low operating temperature conditions from -60 °C (-76 °F)




Temperature

°C -60 °C to + 200 °C
°F -76 °F to + 392 °F

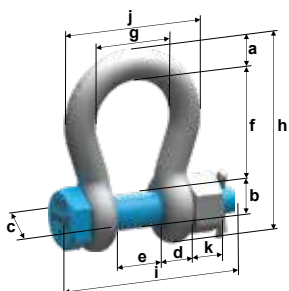


Standards

EN 13889¹⁾ | ASME B30.26 | ISO 2415
RR-C-271 Type IVA class 3, grade A



Working load limit	Bow diameter		Pin diameter		Weight of pin	Weight
	[t]	[in]	[mm]	[in]		
2	1/2	13	5/8	16	0,1	0,4
3,25	5/8	16	3/4	19	0,3	0,8
4,75	3/4	19	7/8	22	0,4	1,2
6,5	7/8	22	1	25	0,6	1,9
8,5	1	25	1 1/8	28	0,9	2,8
9,5	1 1/8	28	1 1/4	32	1,2	3,9
12	1 1/4	32	1 3/8	35	1,6	5,3
13,5	1 3/8	35	1 1/2	38	2,1	7,0
17	1 1/2	38	1 5/8	42	2,6	8,6
25	1 3/4	45	2	50	4,6	14,6
35	2	50	2 1/4	57	6,3	19,4
42,5	2 1/4	57	2 1/2	65	8,8	28,9
55	2 1/2	65	2 3/4	70	11,1	40,5
85	3	75	3 1/4	83	17,2	62,4



Working load limit	Dimensions										
	[t]	a [mm]	b [mm]	c [mm]	d [mm]	e [mm]	f [mm]	g [mm]	h [mm]	i [mm]	j [mm]
2	13	16	32	13	22	52	33	89	84	59	max. 14,2
3,25	16	19	40	16	27	65	43	111	102	75	max. 19,3
4,75	19	22	46	19	31	77	51	130	115	89	max. 19,7
6,5	22	25	52	22	36	84	58	145	135	102	max. 25,7
8,5	25	28	59	25	43	96	68	165	155	118	max. 28,9
9,5	28	32	67	28	47	109	75	187	172	131	max. 31,8
12	32	35	73	32	51	116	83	202	190	147	max. 35,0
13,5	35	38	80	35	57	134	92	228	207	162	max. 38,2
17	38	42	88	38	60	147	99	250	209	175	max. 24,0
25	45	50	103	45	74	180	126	302	250	216	max. 28,9
35	50	57	112	50	83	198	138	333	276	238	max. 32,2
42,5	57	65	130	57	95	225	160	380	312	274	max. 36,2
55	65	70	145	65	105	262	180	435	343	310	max. 39,5
85	75	83	162	75	127	331	190	529	395	340	max. 46,1

¹⁾ applies only up to 25 t



P 213

Fishing Bow shackle with screw pin (P213)

- Grade 6
- Certificates
EN 10204 Type 3.1
- Working Load Limit (WLL) Range
2t - 55t
- Safety factor
6:1
- Hot dip galvanized bow and screw pin
- Powder coated screw pin



Temperature

°C -40 °C to + 200 °C
°F -40 °F to + 392 °F

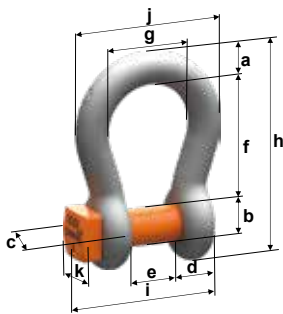


Standards

EN 13889¹⁾ | ASME B30.26 | ISO 2415
RR-C-271 Type IVA class 2, grade A



Working load limit [t]	Bow diameter		Pin diameter		Weight of pin [kg]	Weight [kg]
	[in]	[mm]	[in]	[mm]		
2	1/2	13	5/8	16	0,1	0,3
3,25	5/8	16	3/4	19	0,2	0,7
4,75	3/4	19	7/8	22	0,3	1,1
6,5	7/8	22	1	25	0,4	1,5
8,5	1	25	1 1/8	28	0,6	2,2
9,5	1 1/8	28	1 1/4	32	0,9	3,2
12	1 1/4	32	1 3/8	35	1,3	4,5
13,5	1 3/8	35	1 1/2	38	1,6	5,9
17	1 1/2	38	1 3/4	42	2,3	7,9
25	1 3/4	45	2	50	3,4	12,8



Working load limit [t]	Dimensions										
	a [mm]	b [mm]	c [mm]	d [mm]	e [mm]	f [mm]	g [mm]	h [mm]	i [mm]	j [mm]	k [mm]
2	13	16	32	13	22	52	33	89	58	59	22
3,25	16	19	40	16	27	65	43	111	71	75	27
4,75	19	22	46	19	31	77	51	130	82	89	32
6,5	22	25	52	22	36	84	58	145	93	102	32
8,5	25	28	59	25	43	96	68	165	108	118	36
9,5	28	32	67	28	47	109	75	187	120	131	41
12	32	35	73	32	51	116	83	202	137	147	50
13,5	35	38	80	35	57	134	92	228	149	162	50
17	38	42	88	38	60	147	99	250	164	175	60
25	45	50	104	45	74	180	126	302	192	216	60

¹⁾ applies only up to 25 t



P 2223

Fishing Dee shackle with screw pin (P223)

- Grade 6
- Certificates
EN 10204 Type 3.1
- Working Load Limit (WLL) Range
2t - 25t
- Safety factor
6:1
- Hot dip galvanized bow and screw pin
- Powder coated bolt



Temperature

°C -40 °C to + 200 °C
°F -40 °F to + 392 °F

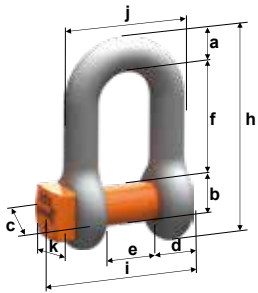


Standards

EN 13889¹⁾ | ASME B30.26 | ISO 2415
RR-C-271 Type IVB class 2, grade A



Working load limit [t]	Bow diameter		Pin diameter		Weight of pin [kg]	Weight [kg]
	[in]	[mm]	[in]	[mm]		
2	1/2	13	5/8	16	0,1	0,3
3,25	5/8	16	3/4	19	0,2	0,6
4,75	3/4	19	7/8	22	0,3	0,9
6,5	7/8	22	1	25	0,4	1,4
8,5	1	25	1 1/8	28	0,6	2,1
9,5	1 1/8	28	1 1/4	32	0,9	2,9
12	1 1/4	32	1 3/8	35	1,3	4,1
13,5	1 3/8	35	1 1/2	38	1,6	5,4
17	1 1/2	38	1 3/4	42	2,3	7,3
25	1 3/4	45	2	50	3,4	11,6



Working load limit [t]	Dimensions									
	a [mm]	b [mm]	c [mm]	d [mm]	e [mm]	f [mm]	h [mm]	i [mm]	j [mm]	k [mm]
2	13	16	32	13	22	43	80	58	48	22
3,25	16	19	40	16	27	51	97	71	59	27
4,75	19	22	46	19	31	59	112	82	69	32
6,5	22	25	52	22	36	73	134	93	80	32
8,5	25	28	59	25	43	85	154	108	93	36
9,5	28	32	67	28	47	90	168	120	103	41
12	32	35	73	32	51	95	181	137	115	50
13,5	35	38	80	35	57	116	210	149	127	50
17	38	42	88	38	60	128	231	164	136	60
25	45	50	104	45	74	151	273	192	164	60

¹⁾ applies only up to 25 t



SCREW VS. BOLT GEOMETRY

Shackle with Screw Pin

Closure:

Removable screw-threaded pin

Surface:

- Hot dip galvanized screw pin
- Powder coated screw pin

Applications:

- Temporary lifting operations: Quick rigging and de-rigging
- Utility work: Fast field connections
- Entertainment rigging: Rapid setup for trusses and equipment

Advantage:

Simple to use, easy to remove or reposition quickly

pewag
manufacturer's
mark

Grade 6

pewag
batch code



Shackle with BNC

Closure:

Bolt secured with nut and cotter pin

Application:

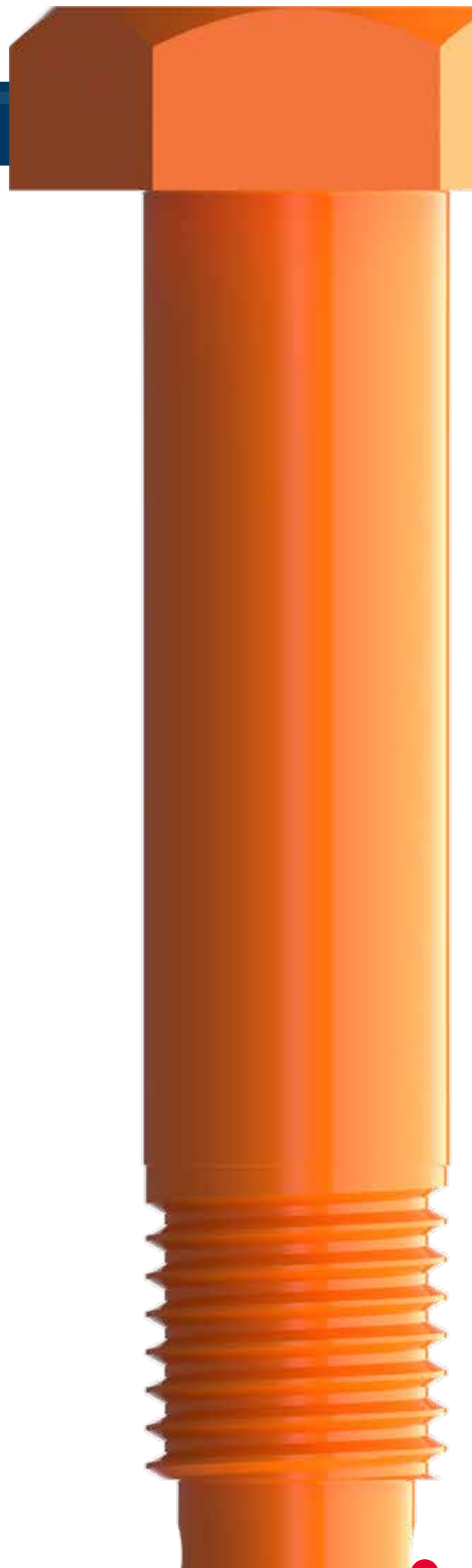
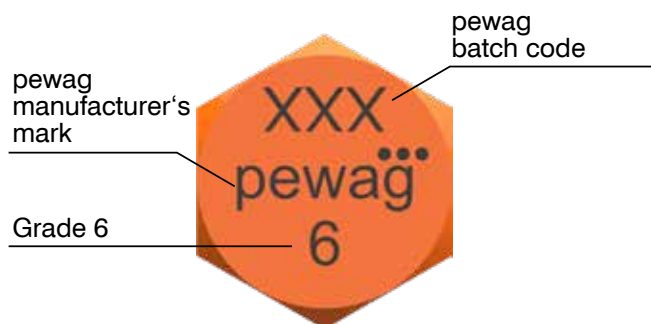
- Permanent or semi-permanent setups where pin security is critical
- Mining and oil & gas: Heavy-duty operations
- Marine towing: Prevents loosening under vibration

Surface:

- Hot-dip galvanized bolt and nut
- Powder-coated bolt

Advantage:

Exceptional security under vibration and dynamic loads



Fishing Shackle

Fishing Shackles Overview:

Designed for harsh marine environments, fishing shackles are essential for connecting, securing, and bearing heavy loads in commercial and industrial fishing operations. Built for strength and reliability, they are widely used in net rigging, trawl gear, and securing fishing equipment.

Key Feature:

The square-head screw pin fits standard tools on fishing vessels, ensuring a secure fit and reducing the risk of slippage or loosening under tough conditions.

Applications:

- Connecting trawl net components
- Attaching mooring lines, anchor chains, or buoys
- Hoisting nets, catches, or heavy gear with cranes or winches
- Securing buoys, floats, or markers to gear or mooring systems



High Strength

Material:

Crafted from high-strength Grade 8 steel, offering superior strength that allows for smaller dimensions and reduced weight while maintaining the same working load limit.

Applications:

- Lifting large equipment or components in confined spaces (e.g., turbine housings, engine rooms, construction pits)
- Handling heavy yet delicate equipment in restricted or controlled environments
- Hoisting large ship hull sections or engines in narrow bays
- Attaching to vehicles, cranes, or tanks for towing or lifting where connection points are fixed and limited in size

Critical for mobile operations such as crane work, offshore winches, and transport



Low temperature

Shackle P615 is engineered for extreme cold, this shackle performs reliably at operating temperatures down to -60°C.

Low-Temperature Toughness maintains impact strength even in severe cold, preventing brittleness and breakage where standard shackles could fail.

Applications:

- Lifting and securing equipment at polar research stations, ice roads, or remote airfields
- Rigging and mooring on offshore platforms in cold regions (North Sea, Alaska, Siberia)
- Handling turbine blades, towers, or nacelles in icy, high-wind environments
- Towing, mooring, or load handling in ports affected by sea ice
- Operations in avalanche zones, frozen terrain, or cold-weather disaster response



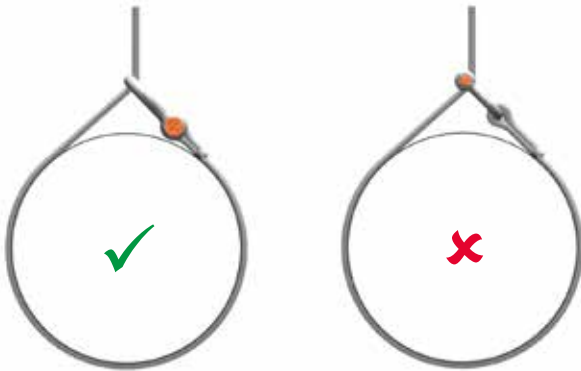
Safety instructions

Instruction for use

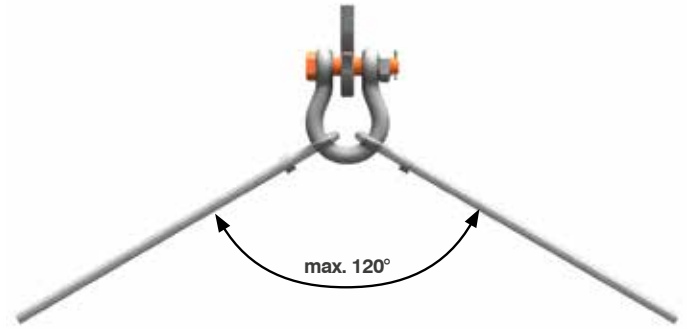
When using the shackle, ensure that it carries the load correctly, i.e., along the axis of the shackle's centerline. Avoid using the shackle in applications where the bolt could rotate due to movement (e.g. movement of the load or the rope) and thus unintentionally loosen. If load movement is unavoidable, if the shackle is to remain mounted for an extended period, or if a particularly high level of bolt retention is required, use a shackle with a bolt, nut, and cotter pin.




* WLL must be reduced - see table "Reduction of load-bearing capacity depending on the direction of load"



When shackles are used with multiple legs, the angle between the legs must not exceed 120°, and the legs must be positioned within the shackle bow. Furthermore, only bow shackles must be used in such cases.

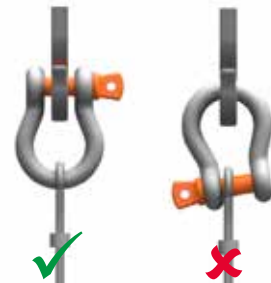


Attaching multi-leg systems to dee shackles is prohibited.



Side Loads

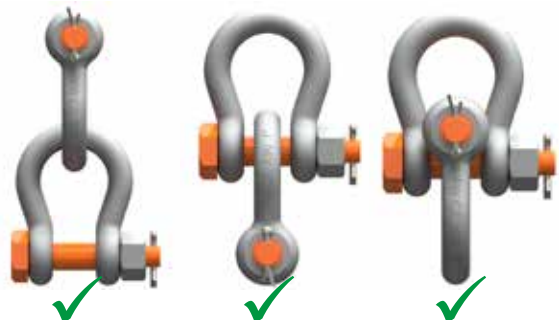
To avoid eccentric loading of the shackle, a loose spacer can be used at both ends of the shackle pin. Reducing the width between the shackle eyes by bending the legs or welding on spacers or washers is not permitted, as this affects the shackle's working load limit.



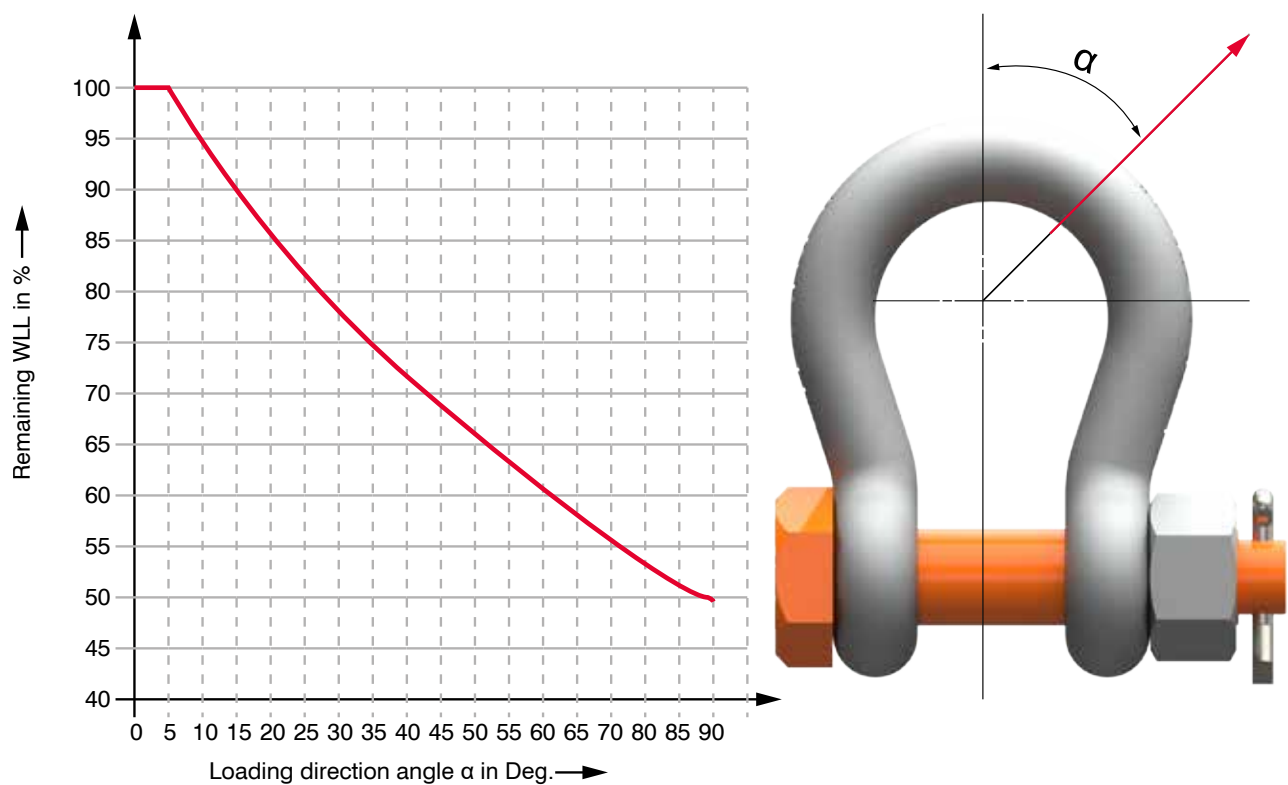
Point loading

Point loading of pewag shackles is permissible as shown below, however the minimum dimension of the rounded component to be lifted should be equal to or larger than the shackle bow diameter of the shackle used.

The maximum load on the configuration is limited by the component with the lowest working load limit. Contact with sharp-edged surfaces is not permitted.



Reduction of working load limit depending on the direction of load





FO/26/00500



www.pewag.com

pewag austria GmbH

A-8041 Graz, Gaslaternenweg 4, Phone: +43 316 6070-0, Fax: +43 316 6070-100,
saleinfo@pewag.com, www.pewag.com

